

WISAP®

GYNECOLOGY

CERVICAL PRE-CANCER TREATMENT /
HYSTEROSCOPY / RESECTOSCOPY



PREVENTION OF CERVICAL CANCER IN LOW- AND MIDDLE-INCOME COUNTRIES

WORLD'S FIRST OUTPATIENT TREATMENT

Solution for CIN 1-3
50 years proven technology



Cold Coagulator
Art.-No. 6001

CERVICAL CANCER

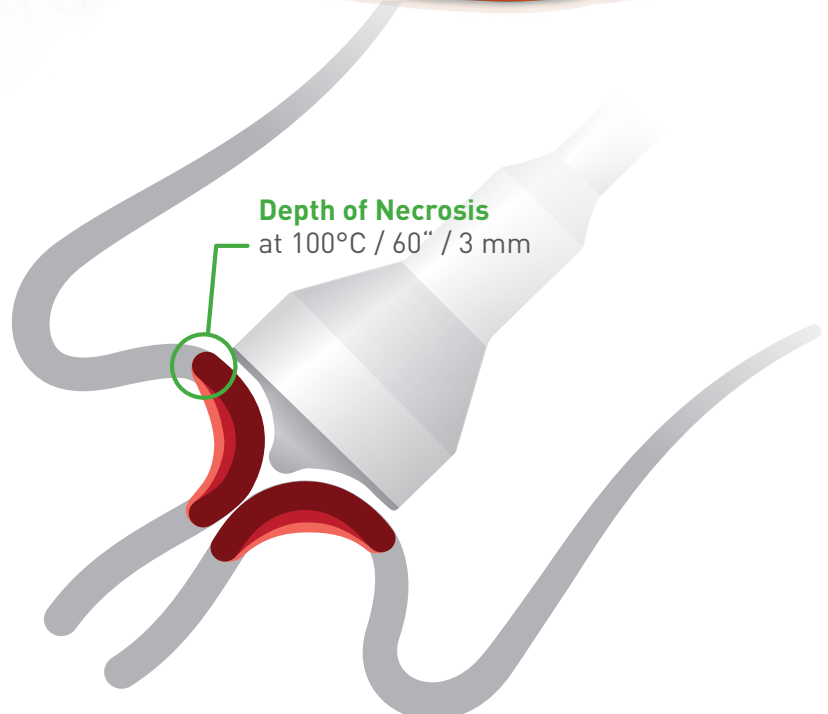
A WORLDWIDE EPIDEMIC

Cervical cancer is the second most common cancer among women worldwide, with about 500 000 new patients diagnosed and over 250 000 deaths every year. It is a major cause of morbidity and mortality among women mainly in Low-Resource-Settings (LRS). Cervical Cancer develops from a pre-cancer stage called CIN

CIN

CERVICAL INTRAEPITHELIAL NEOPLASIA

CIN is the potentially premalignant transformation and abnormal growth (dysplasia) of squamous cells on the surface of the cervix. CIN is not cancer, and is usually curable.



THERMO ABLATION
 ABLATIVE TREATMENT OF CERVICAL LESIONS



**WORLD'S FIRST
 MOBILE TREATMENT**


- Portable solution
- Easy handling
- Choice of power source
- Several therapy probes



C3 - Cervical Cold Coagulator
 Art.-No. 610x

**C3 CERVICAL COLD
 COAGULATOR**

- ✓ No gas required
- ✓ No power-grid required
- ✓ No autoclave required
- ✓ Simple handling
- ✓ Timer function
- ✓ Heat protection



CHOICE OF POWER SOURCE

FOR STATIONARY / MOBILE TREATMENT
 OR BOTH

The C3 can be operated on a standard power grid for a reliable continuous treatment in an established setting but additionally offers the possibility to be connected to an external power-pack, which enables the device to go where treatment is really needed.

- ✓ Battery powered
- ✓ Power cable only
- ✓ Battery and power cable

COLD COAGULATOR

Cold Coagulator

- Device for thermal ablation of cervical lesions
- Prevention of cervical cancer safe, fast and efficacious
- Many different probe-shapes
- Treatment of different lesions

**TECHNICAL DATA**

Mains connection:	Standard: 230V - 50 /60 Hz Please indicate other requested voltages when ordering
Power input:	66 VA
Range of temperature:	60-120°C
Regulation of temperature:	stepless
Dimensions:	w x h x d = 270 x 120 x 190 mm
Casing:	Stainless steel, aluminium / white coated
Weight:	3,6 kg

**ORDER DATA****COLD COAGULATOR**

6001	Cold Coagulator incl. country-specific power cord*
------	--

* please specify voltage when ordering.

ORDER DATA**INSTRUMENT CABLE**

6020	Instrument cable, orange, with two coupling plugs, silicone, L = 1,5 m
------	--








Therapy Probes

- Autoclavable
- Temperature-sensor inside of the probe-head guarantees precise regulation
- Therapy probe made of stainless steel
- Teflon-coating of the probe-head prevents adhesion of tissue



ORDER DATA

THERAPY PROBES

	ORDER DATA	THERAPY PROBES
	6002	Model A for large-area erythro- and leukoplakia
	6003	Model B for ectopies at dehiscence cervical os
	6004	Model C for small circular ectopies
	6007	Model F for large-area erythro- and leukoplakia
	6008	Model G for ectopies at dehiscence cervical os
	6009	Model H for wounds of conisation
	6010	Model I for large-area changes at the cervix with 100°C

CERVICAL COLD COAGULATOR / C3

Cervical Cold Coagulator / C3

- Mobile device for thermal ablation of cervical lesions
- Safe, fast and efficacious prevention of cervical cancer
- Battery driven (approx. 100 treatments)
- Classification by 93/42/EEC IIa









TECHNICAL DATA

Mains connection:	100 - 240V AC. 50/60Hz
Power input:	70 VA
Treatment Temperature:	100°C +/-10%
Dimensions:	w x h x d = 30 x 280 x 300 mm
Material Handle:	Makrolon, white PC
Material Thermo-probe:	PPSU / VA
Material anti-stick-coating:	Teflon (FDA)
Weight handle:	0,2 kg
Weight thermo-probe:	0,1 kg

ORDER DATA

CERVICAL COLD COAGULATOR / C3

						
C3 set	C3 handle	Therapy probe 20 flat	Therapy probe 20 nipple	Therapy probe 17 flat	Slider heat-protection short 20	Slider heat-protection short 17
	6110	6120	6120N	6122	6112	6114
6100	●	●●			●●	
6102	●			●●		●●
6104	●	●		●	●	●
6105	●	●	●		●●●	
6106	●		●	●	●	●

All sets include a power supply (Article-Nr: 6130) with adapter plug

ACCESSORIES

- For mobile treatment in rural areas
- optional table stand for clean handling
- Lithium ion battery pack
- Different therapy probes (flat, nipple)
- Therapy probe made of stainless steel
- Teflon-coating of the probe-head prevents adhesion of tissue
- Transport casing



ORDER DATA	ACCESSORIES
------------	-------------

6110	Handle without power supply
6130	Power supply
6112	Slider 20mm
6114	Slider 17mm
6120	Therapy probe 20 mm flat
6120N	Therapy probe 20 mm nipple
6122	Therapy probe 17 mm flat
6150	Battery pack
6159	Power cable (Battery pack to handle)
6160	Country adapter
6170	Table-stand
6190	Transport case

CERVICAL COLD COAGULATOR / C3 ECO4

C3 ECO4

- Economy thermal ablation device for LRS
- Set including handle, 4 probes, battery and case
- Probe versions: 2x20mm flat, 1x 20mm nipple, 1x17mm flat



TECHNICAL DATA

Mains connection:	100 - 240V AC. 50/60Hz
Power input:	70 VA
Treatment Temperature:	100°C +/-10%
Dimensions:	w x h x d = 30 x 280 x 300 mm
Material Handle:	Makrolon, white PC
Material Thermo-probe:	PVC-U
Material anti-stick-coating:	Teflon (FDA)
Weight handle:	0,2 kg
Weight thermo-probe:	0,1 kg

ORDER DATA

CERVICAL COLD COAGULATOR / C3 ECO4

				
C3 ECO4 set	C3 handle	Therapy probe 20 flat	Therapy probe 20 nipple	Therapy probe 17 flat
6400	●	●●	●	●

All sets include a battery pack including battery cable and a case



ORDER DATA

ACCESSORIES

6410	Handle
6420	Therapy probe 20 mm flat
6420N	Therapy probe 20 mm nipple
6422	Therapy probe 17 mm flat
6150	Battery pack
6159	Power cable (Battery pack to handle)
6190	Transport case

New HD Hysteroscopes

Increased durability

FLOATING GLASS FIBRES

The Hysteroscopes are designed so that the glass fibers are mounted without continuous tension. This results in less stress on the overall mechanical system, in particular on the light entrance and light exit surfaces. This enhances the life expectancy and improves service life.

GOLD STANDARD

According to the latest state of the art, the sightglass is fixed in place with gold solder instead of glue. This guarantees a better fit and improves protection against ingress of moisture. Additionally it enables the occurring stress during any autoclave-cycle to better disperse.

Clear and bright view

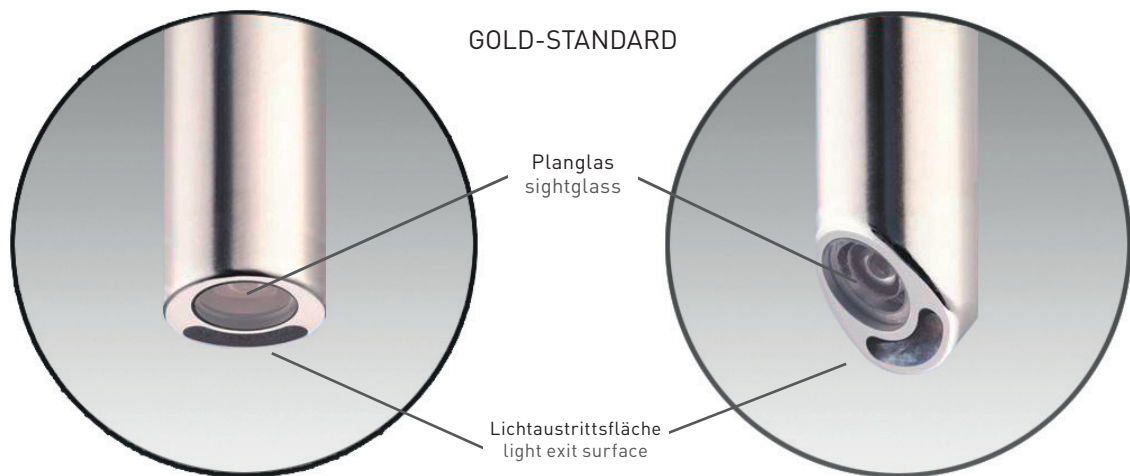
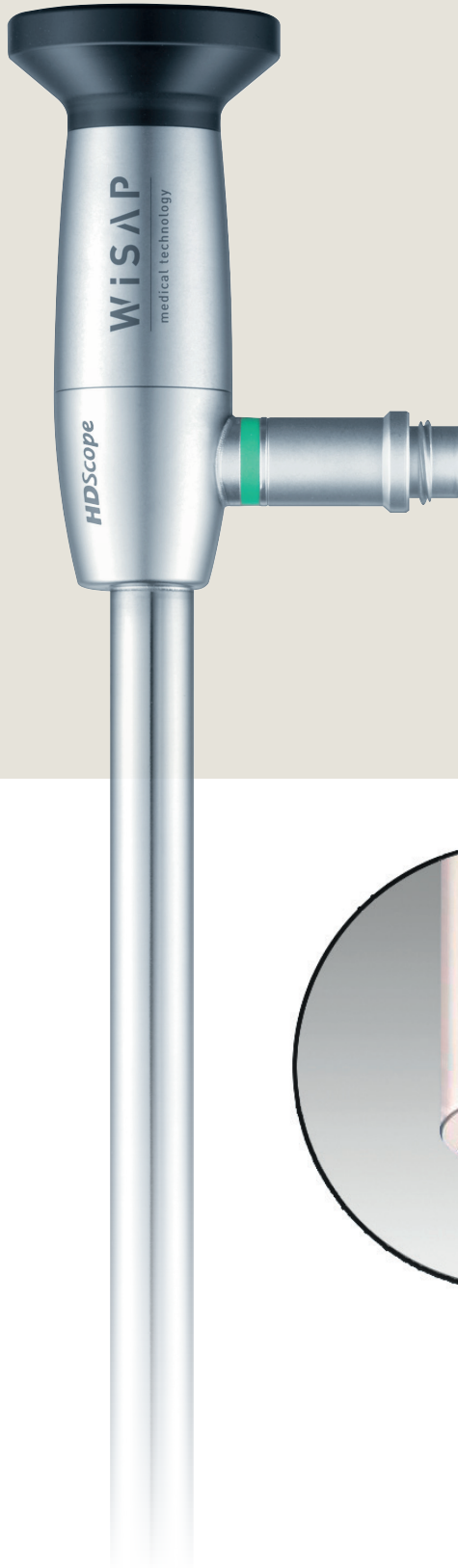
For a clear and unique view our Hysteroscopes offer high HD quality. Together with the optimized illumination they offer a very bright and clear picture, which is rich in contrast.

Added to this is an increased depth of field, which enables the user to change the working distance without having to refocus.

We also offer best image quality by reducing the chromatic aberration and reflections.

Better illumination

For our new family HD Hysteroscopes, special emphasis was placed on the creation of homogeneous and sharp-edged lighting.



HD HYSTEROSCOPES

2,9 mm

ORDER DATA HD HYSTEROSCOPES



30°



mm	mm	Visual angle	Hysteroscope, autoclaveable, made of stainless steel, with integrated fiber optic light transmission	
302 mm	2,9 mm	30°	1180 WA3W	Color code: blue

4 mm

ORDER DATA HD HYSTEROSCOPES



0°



12°



30°




mm	mm	Visual angle	Hysteroscope, autoclaveable, made of stainless steel, with integrated fiber optic light transmission	
302 mm	4 mm	0°	1145 WA0W	Color code: green
302 mm	4 mm	12°	1145 WA1	Color code: blue
302 mm	4 mm	30°	1145 WA3W	Color code: red

BIPOLAR RESECTOSCOPY SETS

Advantage of Bipolar Resectoscopy


Bipolar Resectoscopy is using saline solution as irrigation media, the current is flowing between both distal ends of the electrodes, no current is flowing

through the patient. The used saline solution can be dissolved by the body easily, is not hazardous and cheap. The TUR-syndrom can hence be avoided.



Optics 4 mm

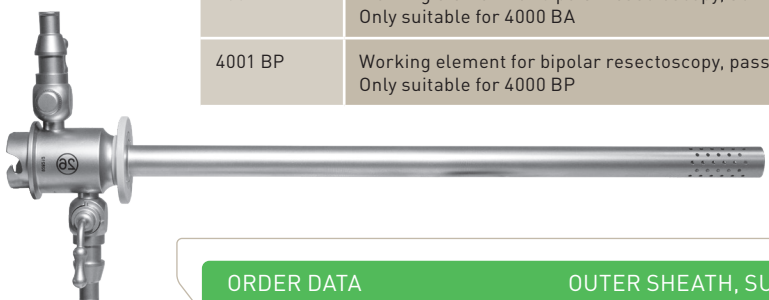
ORDER DATA		OPERATING SET FOR BIPOLAR RESECTOSCOPY, ACTIVE CUTTING
4000 BA	Active-Set consisting of outer sheath (4030), inner sheath (4031), working element (4001BA), and obturator (4035)	




Optics 4 mm

ORDER DATA		OPERATING SET FOR BIPOLAR RESECTOSCOPY, PASSIVE CUTTING
4000 BP	Passive-Set consisting of outer sheath (4030), inner sheath (4031), working element (4001BP), and obturator (4035)	


BIPOLAR RESECTOSCOPY ACCESSORIES



ORDER DATA		WORKING ELEMENTS
4001 BA	Working element for bipolar resectoscopy, active cutting, bayonet closure. Only suitable for 4000 BA	
4001 BP	Working element for bipolar resectoscopy, passive cutting, bayonet closure. Only suitable for 4000 BP	



ORDER DATA		OUTER SHEATH, SUITABLE FOR SETS 4000BA / 4000BP
4030	Outer sheath for resectoscope (26 Ch.), rotatable, for continuous irrigation with two stopcocks, suitable for 4031	




ORDER DATA		INNER SHEATH, SUITABLE FOR SETS 4000BA / 4000BP
4031	Inner sheath for resectoscope (24 Ch.), fixed, suitable for 4031	

ORDER DATA		OBTURATOR
4035	Standard obturator for resectoscope, suitable for 4031	



ORDER DATA		HF-ELECTRODE-INSERTS FOR BIPOLAR RESECTOSCOPY
------------	--	---



4101 B	HF-Electrode loop 30°, 24 Ch., for bipolar resectoscopy, 0,9% NaCl
4102 B	HF-Electrode loop 30° (PI Cut), 24 Ch., for bipolar resectoscopy, 0,9% NaCl
4103 B	HF-Electrode knife acc. to Collins, 24 Ch., for bipolar resectoscopy, 0,9% NaCl
4104 B	HF-coagulation-electrode ball, 24 Ch., for bipolar resectoscopy, 0,9% NaCl
4105 B	HF-coagulation-electrode role, 24 Ch., for bipolar resectoscopy, 0,9% NaCl
4106 B	HF-electrode knife, straight, 24 Ch., for bipolar resectoscopy, 0,9% NaCl

PERSONAL NOTES

.....

.....

.....

.....

.....

.....

.....

YOUR PERSONAL CONTACT PERSON

Distribution company

WISAP Medical Technology GmbH

Fichtenstraße 27

D - 85649 Brunnthal/Hofolding

Tel. +49(0)81 04/8908-10

Fax. +49(0)81 04/8908-90

www.wisap.de · info@wisap.de

WISAP®